

St. John's Water Company, Inc.

2024 Annual Water Quality Report

We are pleased to present to you the 2024 Annual Water Quality Report (Consumer Confidence Report) as required by the Safe Drinking Water Act (SDWA). This report is designed to provide details about where your water comes from, what it contains, and how it compares to standards set by regulatory agencies. This report is a snapshot of last year's water quality. We are committed to providing you with information because informed customers are our best allies. We purchase our water from Charleston Water System. Charleston Water System's surface water sources are the Bushy Park Reservoir and the Edisto River. All water is treated at the Hanahan Water Treatment Plant and comes to Johns Island via crossings near the Stono Bridge, Limehouse Bridge, and the Johns Island Airport. We service approximately 9,900 retail customers and sell water via contract to Kiawah Island Utilities and Seabrook Island Water and Sewer Commission. Source Water Assessment information is available at <https://des.sc.gov/programs/bureau-water/source-water-protection>.

Contact Us:

St. John's Water Company, Inc.

P.O. Box 629 or 3362 Maybank Highway
Johns Island, SC 29457

Phone: 843-559-0186 **Payments:** 855-786-4097

Fax: 843-559-0371

Office Hours: M-F 8:30 am—4:30 pm

Email: sjwc@stjohnswaterinc.com

Website: stjohnswaterco.myruralwater.com

PAY YOUR WATER BILL ANYTIME

Go to our website at
stjohnswaterco.myruralwater.com
to view and pay your bill or call
855-786-4097

Sign up for alerts and notices

**ST. JOHN'S WATER COMPANY IS PLEASED TO
REPORT THAT OUR WATER IS SAFE AND MEETS
ALL FEDERAL AND STATE REQUIREMENTS!**

*Este informe contiene información muy importante
sobre la Calidad de su agua beber. Tradúscalo o hable
con alguien que lo entienda bien.*

St. John's Water Company, Inc. is a cooperative, owned and operated by its members. It was formed on May 26, 1975 to provide water distribution services to residents and businesses on Johns Island. The company is governed by a Board of Directors, which meets on the fourth Thursday of the month at 9:00 am at the 3350 Maybank Highway Operations Building.



Water Quality Data Tables

St. John's Water Company, Inc. (SC 1020002) Inorganic Contaminants

Contaminants Collected in the year 2022	Exceeds AL	Units	Actual Level 90th percentile	Action Level (AL)	Range of Levels Detected	# Samples Exceeding AL	MCLG	Typical Source of Contamination
Lead—action level at consumer taps	No	ppb	1.9	15	0-11	0	0	Corrosion of household plumbing systems. Erosion of natural deposits.
Copper—action level at consumer taps	No	ppm	0	1.3	0-0.18	0	1.3	Corrosion of household plumbing systems. Erosion of natural deposits.

St. John's Water Company, Inc. (SC 1020002) Disinfectants & Disinfection By-Products

There is convincing evidence that addition of a disinfectant is necessary for control of microbial contaminants.

Contaminants Collected in the year 2024	Violation Yes/No	Units	Highest Level Detected	Range of Levels Detected (Low-High)	MCL	MCLG	Typical Source of Contamination
Chloramine Residual	No	ppm	2.5	2.5—2.5	MRDL = 4	MRDLG=4	Water additive used to control microbes.
Haloacetic Acids (HAA5)	No	ppb	13	7.7 – 14.6	60	N/A	By-product of drinking water disinfection.
Total Trihalomethanes (TTHM)	No	ppb	7	4.6 – 12.0	80	N/A	By-product of drinking water disinfection.

Charleston Water System (SC 1010001) Chemical Constituents

Contaminants Collected and the Year Collected	Violation Yes/No	Units	Highest Level Detected	Range of Levels Detected	MCL	MCLG	Typical Source of Contamination
Sodium (2024)	No	ppm	9.5	9.5	N/A	N/A	Erosion of natural deposits.
Nitrate/Nitrite (2024)	No	ppm	0.14	0.14—0.14	10	10	Runoff from fertilizers. Leaching from septic tanks. Erosion of natural deposits.
Fluoride (2024)	No	ppm	0.50	0.48—0.48	4.0	4	Erosion of natural deposits; water additive which promotes strong teeth; discharge from fertilizer and aluminum factories.
Selenium (2024)	No	ppb	10	5.4—5.4	50	50	Discharge from petroleum and metal refineries; Erosion of natural deposits; Discharge from mines.
Radioactive Contaminant-Gross alpha excluding radon & uranium (2022)	No	pCi/L	0.376	0.376-0.376	15	0	Erosion of natural deposits.

Water Quality Data Table Definitions:

In the table you will find terms and abbreviations that might not be familiar to you. To help you better understand these terms, we have provided the definition information below.

Unit Descriptions and Drinking Water Definitions:

AL: Action Level - The concentration of a contaminant which, if exceeded, triggers treatment or other requirements which a water system must follow.

MCL: Maximum Contaminant Level - The highest level of a contaminant that is allowed in drinking water. MCLs are set as close to the MCLGs as feasible using the best available treatment technology.

MCLG: Maximum Contaminant Level Goal - The level of a contaminant in drinking water below which there is no known or expected risk to health. MCLGs allow for a margin of safety.

MRDL: Maximum Residual Disinfectant Level - The highest level of a disinfectant allowed in drinking water. There is convincing evidence that addition of a disinfectant is necessary for control of microbial contaminants.

MRDLG: Maximum Residual Disinfectant Level Goal – The level of a drinking water disinfectant below which there is no known or expected risk to health. MRDLGs do not reflect the benefits of the use of disinfectants to control microbial contaminants.

pCi/L: Picocuries per liter - a measure of the rate of radioactive decay

ppb: parts per billion or micrograms per liter (ug/l) - or one ounce in 7,350,000 gallons of water

ppm: parts per million or milligrams per liter (mg/l) - or one ounce in 7,350 gallons of water

As you can see by the table, our system had no violations in 2024. We are proud that your drinking water meets or exceeds all federal and state requirements. In order to ensure that tap water is safe to drink, EPA prescribes regulations which limit the amount of contaminants in water provided by public water systems. **The Water Quality Data Table lists all of the drinking water contaminants that we detected during the calendar year of this report. Although many more contaminants were tested, only those substances listed were found in your water.** All sources of drinking water contain some naturally occurring contaminants. At low levels, these substances are generally not harmful in our drinking water. Removing all contaminants would be extremely expensive, and in most cases, would not provide increased protection of public health. A few naturally occurring minerals may actually improve the taste of drinking water and have nutritional value at low levels. Unless otherwise noted, the data presented in this table is from testing done in the calendar year of the report. The EPA or the State requires us to monitor for certain contaminants less than once per year because the concentrations of these contaminants do not vary significantly from year to year, or the system is not considered vulnerable to this type of contamination. As such, some of our data, though representative, may be more than one year old.

Lead can cause serious health problems, especially for pregnant women and young children. Lead in drinking water is primarily from materials and components associated with service lines and home plumbing. St. John's Water Company (SC1020002) is responsible for providing high quality drinking water and removing lead pipe but cannot control the variety of materials used in plumbing components in your home. You share the responsibility for protecting yourself and your family from the lead in your home plumbing. You can take responsibility by identifying and removing lead materials within your home plumbing and taking steps to reduce your family's risk. Before drinking tap water, flush your pipes for several minutes by running your tap, taking a shower, doing laundry or a load of dishes. You can also use a filter certified by an American National Standards Institute accredited certifier to reduce lead in drinking water. If you are concerned about lead in your water and wish to have your water tested, contact St. John's Water Company (SC1020002) Phone: (843) 559-0186. Information on lead in drinking water, testing methods, and steps you can take to minimize exposure is available at:

<http://www.epa.gov/safewater/lead>.

In 2024, St. John's Water Company completed an inventory of any potential lead water service line pipes that could be in our system. ***We are pleased to report that we did not find any lead water service line pipes or galvanized pipe requiring replacement on neither the St. John's Water Company owned side nor on the customer owned side nor on the meter box connections.*** The inventory was based on determining the water service lines that we have in our system that were installed before the State of South Carolina banned the use of lead water pipe in November 1988. There were 1,821 water services that were installed prior to 1989 that we physically dug up the meter box and service lines on both sides of the meter box and visually inspected and documented the type of pipe that is present. None of the water services contained lead pipe or lead parts.

Why are there contaminants in drinking water?

Drinking water, including bottled water, may reasonably be expected to contain at least small amounts of some contaminants. The presence of contaminants does not necessarily indicate that water poses a health risk. More information about contaminants and potential health effects can be obtained by calling the Environmental Protection Agency's (EPA) Safe Drinking Water Hotline (800-426-4791). The sources of drinking water (both tap water and bottled water) include rivers, lakes, streams, ponds, reservoirs, springs, and wells. As water travels over the surface of the land or through the ground, it dissolves naturally occurring minerals and in some cases radioactive material, and can pick up substances resulting from the presence of animals or from human activity: Microbial contaminants, such as viruses and bacteria, which may come from sewage treatment plants, septic systems, agricultural livestock operations, and wildlife. Inorganic contaminants, such as salts and metals, which can be naturally occurring or result from urban storm water runoff, industrial or domestic wastewater discharges, oil and gas production, mining, or farming. Pesticides and herbicides, which may come from a variety of sources such as agriculture, urban storm water runoff, and residential uses. Organic chemical contaminants, including synthetic and volatile organic chemicals, which are by-products of industrial processes and petroleum production, and can also come from gas stations, urban storm water runoff, and septic systems. Radioactive contaminants, which can be naturally occurring or be the result of oil and gas production and mining activities.

In order to ensure that tap water is safe to drink, EPA prescribes regulations that limit the amount of certain contaminants in water provided by public water systems. Food and Drug Administration (FDA) regulations establish limits for contaminants in bottled water which must provide the same protection for public health.

Do you need to take special precautions?

Some people may be more vulnerable to contaminants in drinking water than the general population. Immuno-compromised persons such as persons with cancer undergoing chemotherapy, persons who have undergone organ transplants, people with HIV/AIDS or other immune system disorders, some elderly, and infants can be particularly at risk from infections. These people should seek advice about drinking water from their health care providers. EPA/Centers for Disease Control (CDC) guidelines on appropriate means to lessen the risk of infection by *Cryptosporidium* and other microbial contaminants are available from the Safe Drinking Water Hotline (800-426-4791).

For more information on the St. John's Water Company (SC1020002) Water Quality Report please contact:

Ava Robichaux, General Manager

Phone: 843-559-0186

Address: 3362 Maybank Highway
Johns Island, SC 29455

Contact our Source Water Provider:

Charleston Water System (SC1010001)

For information on Charleston Water System's 2024
Water Quality Report go to
www.charlestonwater.com or 843-727-6800

Water Conservation and Irrigation Tips

Did you know that the average U.S. household uses approximately 400 gallons of water per day or 100 gallons per person per day? Luckily, there are many low-cost and no-cost ways to conserve water. Small changes can make a big difference—try one today and soon it will become second nature.

- ◆ If you have an irrigation system, the landscapers typically have the system set to use a lot of water so they can establish your grass and plantings. Please check your settings and make sure they match what you want to spend on irrigation water and match your watering needs. Know how often and how long your sprinklers run so you can monitor how much water is needed and adjust sprinklers so only your lawn is watered. Reduced Pressure Backflow Devices are required on all irrigation systems. Please make sure you have one on your irrigation system and that it is tested annually with the test report sent to sjwc@stjohnswaterinc.com.
- ◆ Take short showers—a 5 minute shower uses 4 to 5 gallons of water compared to up to 50 gallons for a bath. Use a water-efficient showerhead. They're inexpensive, easy to install, and can save you up to 750 gallons a month.
- ◆ Shut off water while brushing your teeth, washing your hair and shaving and save up to 500 gallons a month.
- ◆ Fix leaky toilets and faucets. Faucet washers are inexpensive and take only a few minutes to replace. To check your toilet for a leak, place a few drops of food coloring in the tank and wait. If it seeps into the toilet bowl without flushing, you have a leak. Fixing it or replacing it with a new, more efficient model can save up to 1,000 gallons a month.
- ◆ Visit www.epa.gov/watersense for more information.

Source Water Protection Tips

















Protection of drinking water is everyone's responsibility. You can help protect your community's drinking water source in several ways:

- ◇ Eliminate excess use of lawn and garden fertilizers and pesticides—they contain hazardous chemicals that can reach your drinking water source. Pick up after your pets.
- ◇ If you have your own septic system, properly maintain your system to reduce leaching to water sources or consider connecting to a public water system if possible.
- ◇ Dispose of chemicals properly; take used motor oil to a recycling center.

St. John's Water Company is an equal opportunity provider. To file a complaint of discrimination, write:

USDA, Director, Office of Civil Rights, Whitten Building
Room 326W 1400
Independence Avenue SW
Washington DC, 20250-9410

or call (202) 720-5964



DO YOU KNOW HOW TO SHUT OFF YOUR WATER?

Don't wait for an emergency, take the time to find your shut off valves! You have a valve approximately two feet after your meter box (on the house side of the meter box). Use that valve to turn your water service line to your house off and on and please remember not to tamper with the meter box. You should also have a valve located at the first point of entry where the water comes into the house. Finding it now saves time.

